

FAEIS News



GREETINGS FROM THE FAEIS OFFICE!

Last September, the National Institute for Food and Agriculture (NIFA) at the USDA put out a request for applications for the Food and Agricultural Education Information System (FAEIS) grant. Virginia Tech competed for and was awarded the grant for five years!

The FAEIS office at Virginia Tech will continue its mission to collect student and faculty data for specific academic areas from higher education institutions. We are grateful for this opportunity and thank the institutions that participate in the survey and the various stakeholders for the continued input and support!

In this edition, we introduce you to the new peer comparisons feature of our site, we summarize our poster presentation at the North American College and Teachers of Agriculture (NACTA) conference, we introduce you to the FAEIS data analysts, and we display the calendar for the upcoming 2019-2020 survey season.

REMINDERS AND DEADLINES

- Colleges of Agriculture will receive an email to submit their Fall 2019 enrollment totals in early October.
- The Fall 2019 detailed student survey call will go out in late November.
- The faculty survey deadline was June 1st. If your institutions has not submitted it, please contact

DESCRIPTION AND PURPOSE OF FAEIS

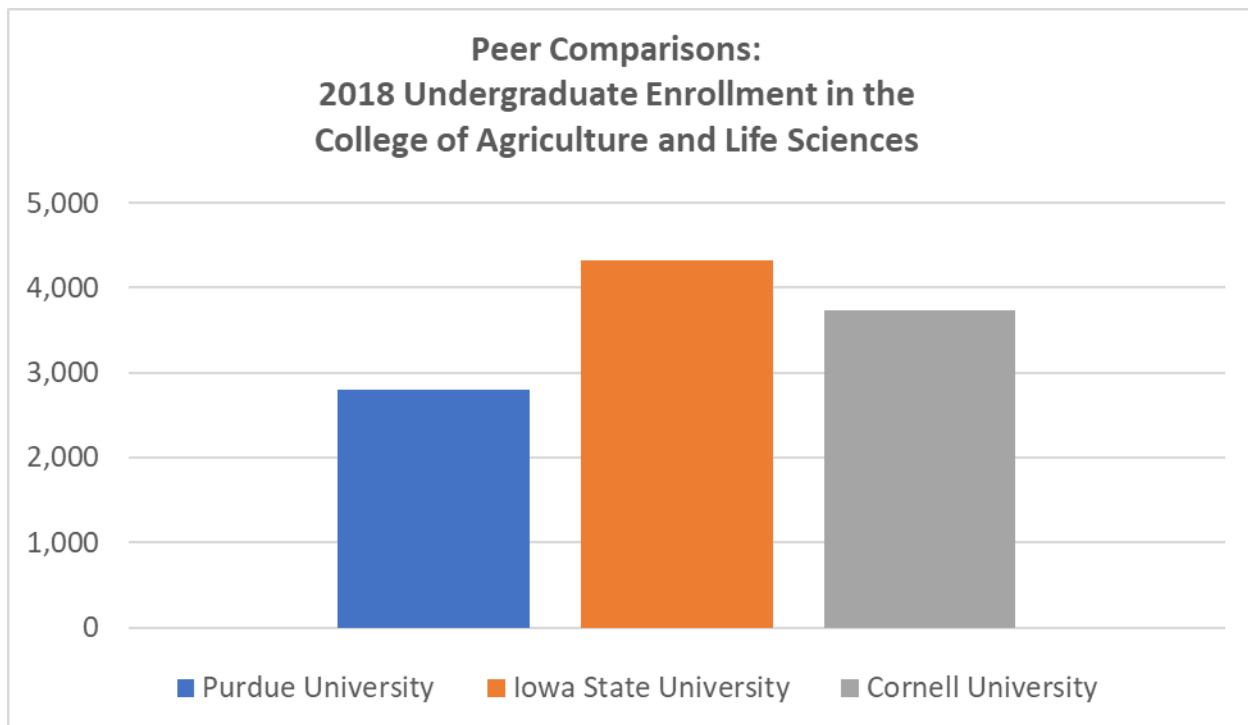
The Food and Agricultural Education Information Systems (FAEIS) is a national web-based database of student and faculty data. Funded by USDA since 1983. The program has been housed at Virginia Tech since 2002.

Purpose of FAEIS: To provide empirical information for use in planning and coordinating efforts, directed towards supporting higher education in food science, agriculture, life and human sciences, and natural resources. We talk more about how the public and other stakeholders could potentially use the data below.

FAEIS DATA USE: COMPARING PEER INSTITUTIONS

What are peer institutions and what are peer comparison charts used for?

University administrators often contact the FAEIS office seeking enrollment and program information for their peer institutions - institutions that have similar standings and characteristics to that of their own. These requests are made for multiple reasons: to see if enrollment has increased once an institution made a program name change or used a different marketing technique, to use their peers enrollment numbers as an aspiration for their future enrollment goals, or to see how competitive their program is to their peers. To better serve this need, FAEIS has created a Peer Comparisons Chart builder, which can be accessed by administrators.



How do I make a peer comparisons chart?

Users marked as a Dean can log into the FAEIS web website at <https://apps.cals.vt.edu/faeis/login> using their credentials. Once logged in, you can walk through the Reports -> Peer Comparisons screen and pick from the various selections. Once a chart is created, you can save the image or export the data to an excel file where you can create your own chart.

FAEIS PRESENTS AT THE NACTA CONFERENCE

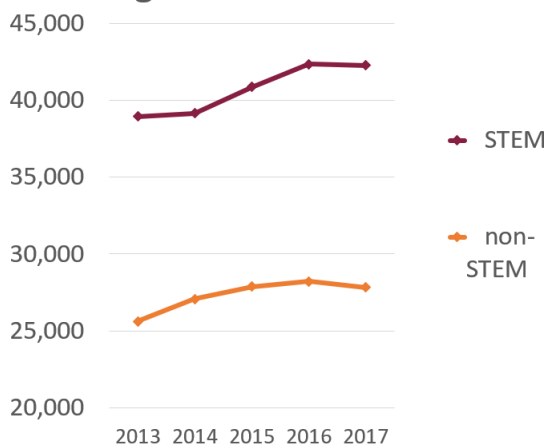
This past June, FAEIS presented at the annual North American Colleges and Teachers of Agriculture (NACTA) conference in Twin Falls, Idaho. The theme for the conference was “Connecting to STEM”. In line with the theme, FAEIS presented a poster titled “Making Connections: Agriculture STEM programs in the FAEIS survey”.

STEM classification is fluid - it differs from one organization to another. The National Science Foundation, Department of Education, and Immigrant and Customs Enforcement all have different academic programs they consider STEM. We presented on enrollment trends in agricultural programs that fall under the STEM classification as designated by the National Science Foundation. The US Department of Education lists 63 educational programs that fall under the Agriculture Sciences category. Of those 63 programs, 23 of are designated as STEM and 40 are non-STEM programs, according to the NSF classification.

The FAEIS dataset was used to compare measures between agricultural STEM and non-STEM programs. The results are presented in the graphics below.

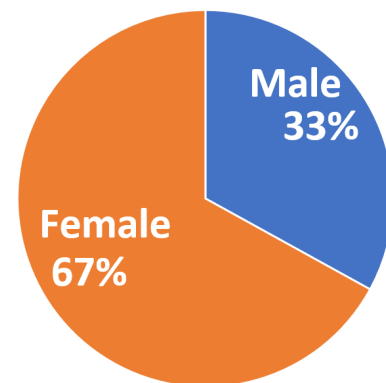
RESULTS

**STEM vs non-STEM
Agricultural Enrollment**



Enrollment in agricultural STEM programs has been consistently higher than enrollment in non-STEM programs. From 2013-2016, there was a steady increase in enrollment for both groups. In 2017, enrollment slightly decreased, by less than 1.5%.

**Gender Breakdown of Enrollment in
Agricultural STEM Programs**



A 33/67 male to female enrollment ratio is observed in agricultural STEM programs, including Livestock Management, Animal Science, and Horticulture Science. The calculated ratio is based off of total student enrollment in 2017 from 61 institutions who reported to FAEIS.

MEET THE FAEIS TEAM




Deelan joined the FAEIS team in 2017. She currently serves as the data analyst. She will be your main point of contact regarding survey questions, data files, or data requests.

Deelan is a graduate of Virginia Tech, where she earned a Master's degree in statistics. Outside of the office, Deelan enjoys gardening, going on walks, and taking her 11-month old daughter to the park. When asked about her a current FAEIS goal of hers, she said "I hope to make the data submission processes as easy as possible for our survey responders. I want them to know that we are willing to work with them to free their hands of data entry, whether that's through submitting a datafile for the FAEIS office to import or forwarding pdfs for the helpdesk to enter."

Kelsey joined the FAEIS team in March of this year. She serves as a help desk responder and she inputs data. She also created the newer design elements that FAEIS has recently implemented, including the website and newsletter design.

Kelsey is a graduate student earning her Master's degree in Sociology at Virginia Tech. She enjoys watching movies, spending time with her friends and family, and eating Jimmy John's sandwiches. Something that Kelsey has worked on for FAEIS and wants everyone to know about are the updated video tutorials that she made to help data responders understand how to navigate the website and input data for their institution.



Andrew undertook the programming of the FAEIS survey instrument, database, and website in 2015. He brings a Masters of Information Technology from Virginia Tech and over a decade of web application experience to the team.

On weekends he manages his alpaca and goat farm in southwest Virginia or appears in bagpipe performances for national holidays. During the week he participates in other College of Agriculture web application projects and university accessibility strategy.

Pete is a faculty member in the College of Agriculture and Life Sciences at Virginia Tech and works in the Academic Programs Office. In addition to teaching, program development and assessment, he has been the principle investigator on the FAEIS grant since 2015.

He has a doctorate in comparative biomedical medicine from Cornell University and has interest in data management systems for applied research. In addition to academic interests Pete spends his time raising chickens, playing music in garage bands, and monitoring the news from every possible source.




A SPOTLIGHT ON YOUR INSTITUTION!

FAEIS would not exist without all of you so we want to make sure we show our appreciation! If there is something at your college that is happening that you'd like to share or advertise, please feel free to send us the information and any other relevant materials. We will start recognizing institutions in our upcoming newsletters!

Contact us via phone (540-231-4941) or faeis@vt.edu

Submission accepted through November 15th, 2019.

2019 Survey Calendar



Survey	Notification Date	Deadline
Total Enrollment	October 1 st	November 15 th
Student Detailed: Enrollment Degrees Awarded Transfer Placement	November 15 th	March 1 st
Faculty	January 1 st	June 1 st

