

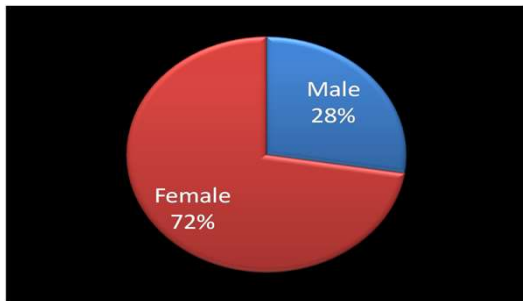
Abstract

The fields of science, technology, engineering, and mathematics (STEM) remain an area where females are less likely to attend (Carrell, Page, & West, 2009). Due to the causal relationship between STEM and the fields found in agricultural and life sciences an exploration of faculty and student gender compatibility trends is warranted. This study compared the number and gender of students and faculty in the disciplines of animal science; family and consumer science; natural resources; plant and horticulture science; operations and management; environmental science; wildlife, fish and wildlands science and management; forestry; agriculture mechanization and engineering; agricultural economics and business; agricultural public services; human nutrition; dietetics; family and community services; apparel and textiles; and hospitality and tourism for a five year span using the Food and Agricultural Education Information System (FAEIS) database. Only those institutions that provided both student and faculty headcount data were used in this study. Trend data comparison was conducted using ratios, and observed and expected cell frequencies. Chi squared was conducted to establish cases of statistical significance.

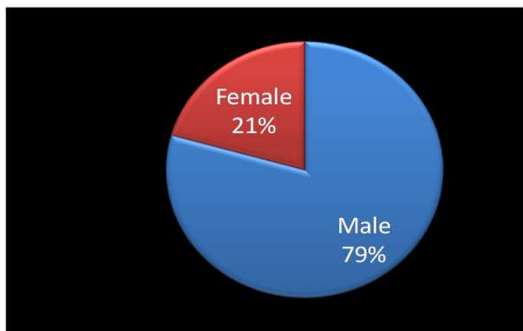
Methods

FAEIS Report builder extrapolated data for responding institutions Comparison analysis of institutions that reported both student enrollment and faculty enrollment in the areas of animal sciences and family and consumer sciences/human sciences disciplines.

Results: Animal Science

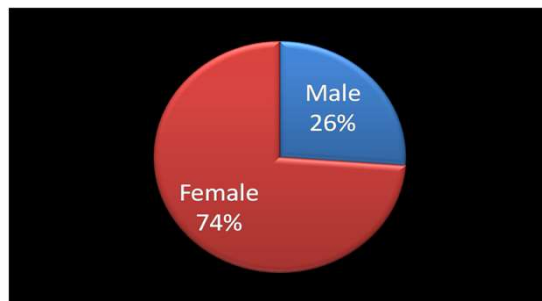


Percentage of 2008 BS STUDENTS by Gender Enrolled in Animal Science Disciplines (N=87 institutions)

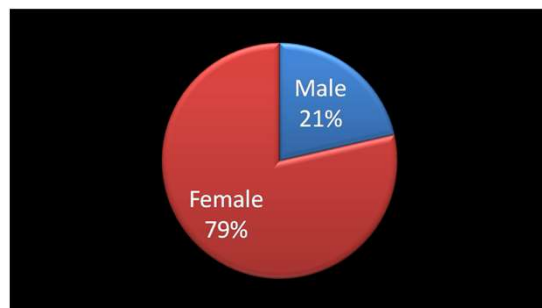


Percentage of 2008 FACULTY by Gender in Animal Science Disciplines

Results: Family and Consumer Sciences/Human Sciences

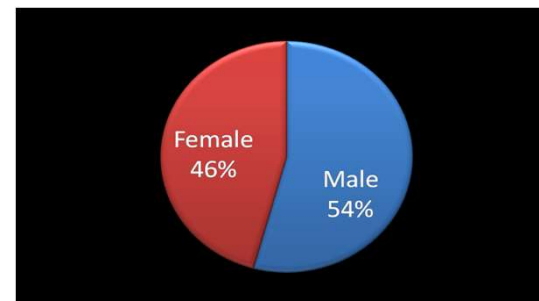


Percentage of 2008 BS STUDENTS by Gender Enrolled in Family Consumer Sciences/ Human Sciences Disciplines (N=74 institutions)

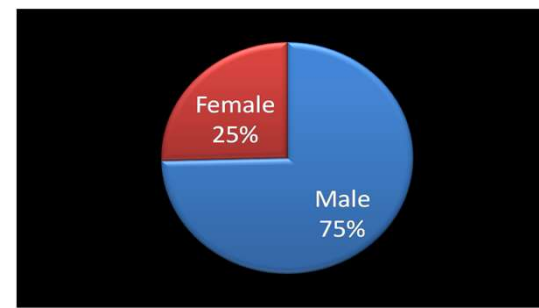


Percentage of 2008 FACULTY by Gender in Family Consumer Sciences/ Human Sciences Disciplines

Results: Natural Resources



Percentage of 2008 BS STUDENTS by Gender Enrolled in Natural Resources Disciplines (N=44 institutions)



Percentage of 2008 FACULTY by Gender in Natural Resources Disciplines



Total Student to Total Faculty Ratio in Program Areas



	2004	2005	2006	2007	2008
Animal Science	13.82	14.18	13.74	13.70	13.23
Family and Consumer Sciences	14.46	13.15	13.90	10.41	9.53
Natural Resources	8.81	13.97	14.07	16.48	17.18

Implications and Conclusions

*Gender compatibility is closer to parity in the selected family and consumer sciences disciplines