

# Hispanic Serving Agricultural Institutions- Insights from the FAEIS Database



<http://faeis.ahnrit.vt.edu/>



Bill Richardson<sup>1</sup> and Shea Dunifon<sup>2</sup>

<sup>1</sup>Project Manager and <sup>2</sup>Graduate Research Assistant of FAEIS, Virginia Tech

Contact: [faeis@vt.edu](mailto:faeis@vt.edu)

## Abstract

As the USDA proceeds to define the qualifications for Hispanic Serving Agricultural Colleges and Universities (HSACU) it is helpful to ask where are the current Hispanic serving agricultural institutions? Using the student enrollment component of the USDA's Food and Agricultural Education Information System (FAEIS) the top 20 Hispanic serving agriculture programs can be identified (Fall, 2009). Five are from Hispanic Serving Institutions (HSI). The standard definition for an HSI is a student body with 25% Hispanic ethnicity. All 20 are APLU (1862 Land Grant or AASCARR) institutions. For the 8 HSI with agriculture enrollment (AG) in FAEIS, Hispanic enrollment in agriculture programs is over 50%. There are 6 Non-Land Grant (NLG) HSI with agriculture enrollment in FAEIS; for these, combined Hispanic enrollment in agriculture programs is over 30%. At the AASCARR (NLG) institutions in FAEIS, combined Hispanic enrollment in agriculture programs is around 8%. This includes the 6 NLG HSI mentioned above. At the 1862 Land Grant institutions, combined Hispanic enrollment in agriculture programs is around 6%. This includes the HSI University of Puerto Rico and New Mexico State University. Overall, 70% of the Hispanic enrollment in public agriculture programs is at Land Grants, with the remaining 30% at NLG institutions. With the dominance of Land Grant and AASCARR institutions in agricultural higher education, it will be a challenge for the USDA to tailor HSACU grants and programs to avoid redundancies with other programs.



### Fall 2009 Hispanic Agriculture Enrollment

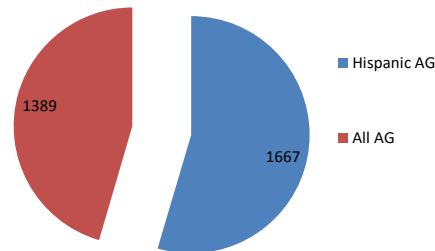
Of the top 20 Hispanic serving agriculture programs, 5 are from Hispanic serving institutions.

All 20 are either 1862 Land Grant or AASCARR institutions.

Institution	Enrollment	Hispanic Serving	Land Grant	AASCARR
University of Puerto Rico - Mayaguez	1044	Y	Y	
Texas A&M University	478		Y	
California Polytechnic State University, San Luis Obispo	316			Y
University of Florida	297		Y	
New Mexico State University	257	Y	Y	
Rutgers University- New Brunswick	217		Y	
	212			
California State Polytechnic University, Pomona		Y		Y
University of Arizona	201		Y	
California State University - Fresno	174	Y		Y
Cornell University	168		Y	
Texas A&M University-Kingsville	164	Y		Y
The Pennsylvania State University	74		Y	
Texas Tech University	73			Y
	69			
North Carolina State University at Raleigh			Y	
Kansas State University	66		Y	
Iowa State University	58		Y	
Colorado State University	57		Y	
The Ohio State University	54		Y	
University of California- Berkeley	53		Y	
University of Wisconsin- Madison	50		Y	

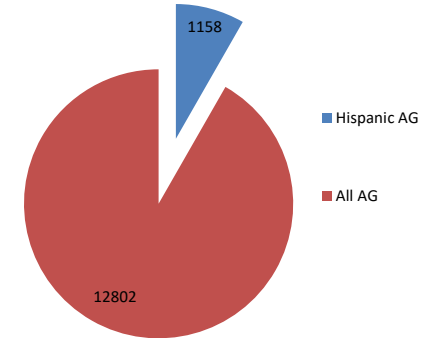
71 Additional Institutions with Hispanic AG Enrollment 1074

All Hispanic Serving Institutions



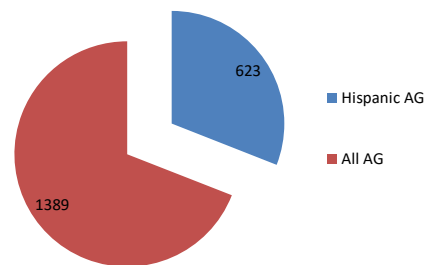
For the 8 Hispanic Serving Institutions who have submitted agriculture enrollment to FAEIS, 2009 Hispanic enrollment in agriculture programs is over 50% (includes University of Puerto Rico and New Mexico State University).

American Association of State Colleges of Agriculture and Natural Resources (AASCARR)



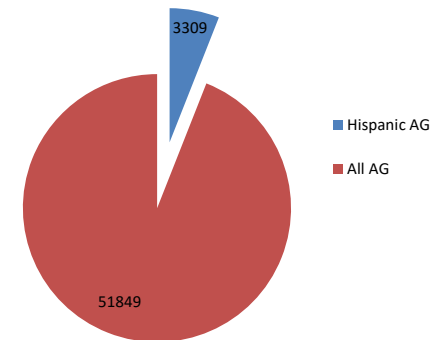
At the 40 AASCARR Non-Land Grant Institutions in FAEIS, 2009 Hispanic enrollment in agriculture programs is around 8% (8.3%).

Hispanic Serving Institutions- Non-Land Grant



For the 6 non-land grant (NLG) Hispanic Serving Institutions with agriculture enrollment in FAEIS, 2009 Hispanic enrollment in agriculture programs is over 30% (31.0%).

1862 Land Grant



At the 1862 Land Grant Institutions, Hispanic enrollment in agriculture programs is around 6% (includes the University of Puerto Rico and New Mexico State University).